



Low Risk Scope of Work Form

Document Reference: BGC-CORP-FORM-003	Revision Number 0	Original Issue Date January 20, 2025	Review Date January 18, 2030
---	-----------------------------	--	--

Project Name	FENCING
Site Location:	FTSF ROAD
Risk Rating of SOW: (Based on Pre-Bid Risk Assessment)	<input type="checkbox"/> Low <input checked="" type="checkbox"/> Medium (Check one)

Approver	Name	Signature	Date
Technical Representative	URBAIN KISULA		16 March 2026
Safety Only Required for medium risk projects	JOSEPH MBULUYO		16 March 2026

- 1. Project Overview 4
- 2. General Description of Work 4
- 3. Health and Safety Requirements 6
- 4. Environmental Requirements 7
- 5. Social Requirements 8
- 6. Certifications and Competencies 9
- 7. SOW Management 10
- 8. Appendix 10

1. PROJECT OVERVIEW

Outline the specific deliverables, objectives and boundaries of the project.

The Project involves construction of fence at FTSF road . Works include excavation of hols,installation new poles,installation wire mesh formwork installation ,reinforcement placement ,concrete pouring and curing,all perfoemed under strict quality control and safety standards.

2. GENERAL DESCRIPTION OF WORK

2.1. DELIVERABLES (KPI'S)

Deliverable	Description	Expected Date
Deliverable 01	a well-built of fence according to plans and technical specifications that meets standards.	2026/04/30
Deliverable 02	Click or tap here to enter text.	Click or tap to enter a date.
Deliverable 03	Click or tap here to enter text.	Click or tap to enter a date.
Deliverable 04	Click or tap here to enter text.	Click or tap to enter a date.
Deliverable 05	Click or tap here to enter text.	Click or tap to enter a date.
Deliverable 06	Click or tap here to enter text.	Click or tap to enter a date.

2.2. PROJECT LOCATION

Provide an address and describe the specific location of the scope of work.

Kibali Gold Mines, Haut Uele Province/ Democratic Republic of Congo.
Watsa territory
Kibali/Doko site.

2.3. EQUIPMENT AND TOOLS REQUIRED

List all equipment and tools required to perform the Job.

Items supplied by Contractor

hammers, saws, truels, pickaxes, spades, wheelbarrows, grinders, Juston truck, wooden shutters, wire mesh.

Items supplied by Barrick

Click or tap here to enter text.

2.4. INSURANCE AND WARRANTY REQUIREMENTS

Provide list of applicable insurances or warranties.

Requirements to be identified by the Contract Specialist

Click or tap here to enter text.

2.5. PROJECT RISK IDENTIFICATION

All project risks shall be identified within the Pre-Bid Risk Assessment taking into consideration all safety, environmental and community risks. Please attach the Pre-Bid Risk assessment to this document.

3. HEALTH AND SAFETY REQUIREMENTS

The Contractor shall apply all requirements established in Barrick's Health and Safety standards, as well as policies and procedures. The Contractor must consider all the requirements to prepare and submit a specific health and safety plan for the project using Barrick's Safe Work Plan form (please attach).

3.1 SPECIFIC SAFETY REQUIREMENTS

List the specific safety requirements associated with the job/work and all applicable procedures.

1.

As per BARRICK standards

Click or tap here to enter text.

3.2 HEALTH AND SAFETY PROCEDURES

List all applicable Health and Safety operational procedures.

Click or tap here to enter text.

4. ENVIRONMENTAL REQUIREMENTS

The Contractor shall apply all the requirements established in Barrick's Environmental Guidelines for Contractors, comply with Barrick's Environmental Policy, and meet all other applicable environmental requirements, procedures or standards to present the specific environmental management plan for the project if applicable.

4.1 ENVIRONMENTAL SPECIFIC REQUIREMENTS

List the specific Environmental requirements associated with the job/work and all applicable procedures.

As per Barrick's standard

4.2 ENVIRONMENTAL PROCEDURES

List all applicable Environmental operational procedures.

Click or tap here to enter text.

5. SOCIAL REQUIREMENTS

For the development of this project, the Contractor must apply all the social requirements established in Barrick's social performance policy, with the objective to support the company's social commitment to sustainable development.

5.1 SOCIAL SPECIFIC REQUIREMENTS

List the specific social requirements associated with the job/work and all applicable procedures.

Click or tap here to enter text.

5.2 SOCIAL PROCEDURES
<i>List all applicable Social operational procedures.</i>
Click or tap here to enter text.

6. CERTIFICATIONS AND COMPETENCIES			
<i>Mark an X in the box next to all applicable certifications and competencies.</i>			
COMPETENCE	Applies	COMPETENCE	Applies
Fall From Heights	<input type="checkbox"/>	Fire (Hot Work)	<input type="checkbox"/>
Confined Space	<input type="checkbox"/>	Hazardous Substances	<input checked="" type="checkbox"/>
Stored Energy (LOTOTO)	<input checked="" type="checkbox"/>	Excavations and Penetration (trenching)	<input checked="" type="checkbox"/>
Lifting	<input type="checkbox"/>	Working with High Voltage Lines	<input type="checkbox"/>
Hazards Recognition/ Risk Assessment	<input checked="" type="checkbox"/>	Mobile Equipment	<input checked="" type="checkbox"/>
Blasting and Explosives	<input type="checkbox"/>	Other:	<input type="checkbox"/>
Other Applicable Competencies/Certifications			
Fall protection certification Risk Assessment			

7. SOW MANAGEMENT

The following documents must be attached when submitting this form to the Contract Specialist:

- Pre-Bid Risk Assessment
- Reference Documents: Images, documents, drawings
- Other: Click or tap here to enter text.

8. APPENDIX

Documents:

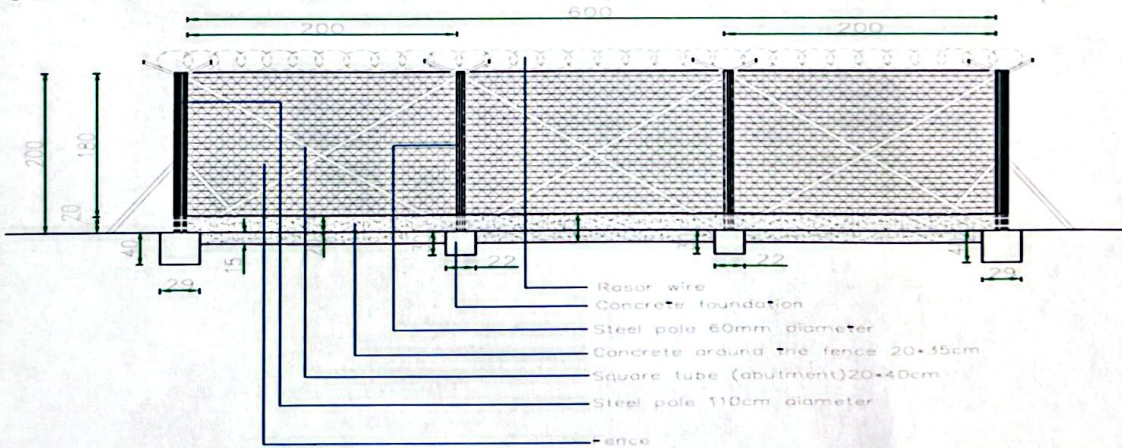
FTSF ROAD FENCING- BOQ

No.	DESCRIPTION	Unit	Qty	Rate	Amount
1	Fencing	ml	1000.0		\$ -
Total					\$ -

Contractor to quote only the rat2 per/ kilometer

Images/drawings:

Drag and drop images from your files here...













Document Reference: BGC-CORP-FORM-002	Revision Number 0	Original Issue Date January 20, 2025	Review Date January 18, 2030
---	-----------------------------	--	--

Project Name: (Reference SOW)	FENCING AT FTSF ROAD
Project Description:	CONSTRUCTION CONSTRUCTION NEW FENCE



Tasks	Hazards	Controls
Site preparation	<ol style="list-style-type: none"> Uncomptent people 	<ol style="list-style-type: none"> Assign tasks to comptetent and qualified people.
Manuel excavation	<ol style="list-style-type: none"> Repetitive digging Awkward postures 	<ol style="list-style-type: none"> Rotate tasks among workers Uses ergonomic tools Provide mechanical aids
Manual Handling and Musculoskeltal strain	<ol style="list-style-type: none"> Lifting heavy object Handling rebar,formwork panel,concrete tools Repetitive movements while finishing 	<ol style="list-style-type: none"> Use mechanical aids Rotate task to avoide fatigue Team lifting for heavy items
Dust Exposure	<ol style="list-style-type: none"> Cement dust affecting breathing Silica dust generated when cutting concrete. 	<ol style="list-style-type: none"> Wearing appropriate PPE it's must
Click or tap here to enter text.	Click or tap here to enter text.	Click or tap here to enter text.
Click or tap here to enter text.	Click or tap here to enter text.	Click or tap here to enter text.
Click or tap here to enter text.		Click or tap here to enter text.
Click or tap here to enter text.	Click or tap here to enter text.	Click or tap here to enter text.
Click or tap here to enter text.	Click or tap here to enter text.	Click or tap here to enter text.
Click or tap here to enter text.	Click or tap here to enter text.	Click or tap here to enter text.
Click or tap here to enter text.	Click or tap here to enter text.	Click or tap here to enter text.

Click or tap here to enter text.	Click or tap here to enter text.	Click or tap here to enter text.
Click or tap here to enter text.	Click or tap here to enter text.	Click or tap here to enter text.
Click or tap here to enter text.	Click or tap here to enter text.	Click or tap here to enter text.
Click or tap here to enter text.	Click or tap here to enter text.	Click or tap here to enter text.
Click or tap here to enter text.	Click or tap here to enter text.	Click or tap here to enter text.
Click or tap here to enter text.	Click or tap here to enter text.	Click or tap here to enter text.

Select all the Fatal Risks present:

 <input type="checkbox"/> Stored Energy	 <input type="checkbox"/> Falling from Heights	 <input checked="" type="checkbox"/> Lifting	 <input type="checkbox"/> Blasting and Explosives	 <input checked="" type="checkbox"/> Hazardous Substances and Chemicals
 <input type="checkbox"/> Confined Spaces	 <input checked="" type="checkbox"/> Mobile Equipment	 <input type="checkbox"/> Fall of Ground	 <input type="checkbox"/> Rotating Equipment	 <input type="checkbox"/> Fire

Control Effectiveness:	Ensure that all control measures are strictly applied on site.
Additional actions needed before job start:	Risk assessment to be populated to all staff
Identified Risk Level:	<input checked="" type="checkbox"/> Low <input checked="" type="checkbox"/> Medium <input type="checkbox"/> High <input type="checkbox"/> Very High

Responsible	Name	Signature	Date
Technical Representative	Urbain KISULA		2026/03/16
Safety Representative	Joseph MBULUYO		2026/03/16

Appendix							
<p>Risk Ranking matrix: Compares likelihood of the risk with the consequence level based on the consequence criteria.</p> <p>*This matrix will be used to evaluate the significance of the risk and its priority for attention.</p>	Likelihood Level	5	Medium	Medium	High	Very High	Very High
		4	Low	Medium	High	Very High	Very High
		3	Low	Medium	High	High	Very High
		2	Low	Medium	Medium	High	Very High
		1	Low	Low	Medium	High	High
			1	2	3	4	5
Consequence Level							
<p>Likelihood criteria: Likelihood levels will be chosen from the table below based on the probability that the expected impact selected in from the consequence criteria will be experienced.</p>	Level			Probability			
	5	Almost Certain			>90%		
	4	Likely			50% - 90%		
	3	Possible			>25% - <50%		
	2	Unlikely			10% - 25%		
	1	Very Unlikely			<10%		

Consequence Criteria:
Consequence levels will be chosen from the table below based on the expected impact on Barrick, choosing the worst case of the consequence types that are pertinent. This should reflect the assessment of the existing controls and their effectiveness.

Level	Financial (Operating Cash flow)	Shareholder Value (NPV/Market cap)	Health and Safety	Environment	Society (Community, NGO, Government, Media)	Legal
5	>\$250m	>\$1b	Multiple fatalities or significant loss of quality of life to multiple people.	Severe regional impact resulting in permanent long-term impact to the environment. Immediately reportable to Government or State	Significant loss of trust by affected, national and/or government threatening the continued viability of the operation. International and national government, NGO and media condemnation. Systemic pattern of gross human rights violations affecting multiple people.	Prolonged litigation likely. Potential jail terms and/or high fines for executives and directors. Potential very high fines for the company.
4	>\$100m-\$250m	>\$500m-\$1b	Single fatality or critical injury with a permanent negative impact to quality of life for one person	Significant impact with medium to long-term impairment and residual ecosystem effects. Regulatory agency mandated remediation and/or monitoring over a long-term period to determine extent of adverse environmental impact. Immediately reportable to Government or State.	Community unrest and/or protest requiring intervention and substantial management attention. National and/or regional media coverage over several days and/or NGO condemnation. Individual gross human rights violation or systemic negative human rights impacts.	Prosecution of individuals and/or significant fines for individuals and/or the company.
3	>\$20m-\$100m	>\$50m-\$500m	Serious injury to one or more persons resulting in temporary negative impact to quality of life. (RDI & LTI)	Moderate impact resulting in medium – term impacts to the environment. Remediation completed in compliance with regulations over a medium-term period without any anticipated residual adverse environmental impacts. Potentially reportable to State or government, but not immediately.	Persistent community grievances, complaints, unrest or protests. National and/or regional media coverage and/or NGO scrutiny. Systemic or severe individual negative impacts on human rights.	Significant legislation or permit non-compliance or litigation likely resulting in settlement costs and/or fines.
2	>\$1m-\$20m	>\$10m-\$50m	Reversible injury to one person, (no lost time to work performance) but requiring medical treatment. (MTI)	Localized, minor impact within the current or planned disturbance area (or isolated offsite impacts.) Limited remediation, and/or controls required to meet regulatory standards. Potentially reportable to State or Government but not immediately.	Persistent complaints and grievances, unrest or protests. Local Media coverage. Isolated negative impacts on human rights	Legislation or permit non-compliance or litigation likely resulting in need for legal engagement.
1	<\$1m	<\$10m	Minor injury not affecting work performance and requiring only a single first aid treatment.	Environmental incident with an area already distributed by operations, with short-term impacts. Remediation carried out as part of routine processes. Not reportable to the government.	Minor complaints and grievances from local communities. No impact on human rights.	Minor non-compliance with legislation or permits.

<p>Control Effectiveness: A relative assessment of the degree of modification that is currently present and effective compared with that which is reasonably achievable for a particular risk.</p>	Descriptor	Guide
	Fully Effective	Controls are as good as realistically possible, both well-designed and implemented as well as they can be.
	Substantially Effective	Controls are generally well-designed and well implemented but some improvement is possible in their design or implementation.
	Partially Effective	Controls are well-designed but are not implemented that well.
		OR While the implementation is diligent, it is clear that better controls could be devised.
	Largely Ineffective	There are significant gaps in the design or in the effective implementation of controls – much more could be done.
Totally Ineffective	Virtually no credible controls relative to what could be done.	

Fatal Risk	Critical Controls
Stored Energy	De-energize: Identify sources of energy and ensure they are zero-state LOTOTO: Remember to always lock out – tag out – try out Guards, Barriers, and Barricades: Ensure they are in position and effective Lock-out Device: Use the appropriate lock out device to isolate the energy source Personal Lock and Tag: Have your OWN lock and tag, with unique key Rescue Plan: Ensure a rescue plan is in place before starting work above 1.8m. Fall Equipment: Inspect and wear the correct fall-restraint or arrest equipment when working above 1.8m. Tie Off: Stay 100% tied off at all times on approved anchor points. Elevated Platforms: Only work from certified elevated platforms. Barriers: Ensure barriers are in place to prevent people or objects from falling over edge; ensure exclusion zones are demarcated.
Falling from Heights	Lift Plan: Determine how the lift will be carried out with input from all persons involved. Equipment and Rigging: Ensure all lifting equipment is inspected, certified, and load is secured and controlled. Calculate and Confirm: Analyze the weight of the load and all associated equipment parameters. Drop Zone: Erect barricades and exclusion zones to restrict access to the area under a suspended load or within a drop zone. Communication: Positive communication from a single person to operator. Communication: Scheduled and effective blast notification to all site personnel. Blast Design: Compliance with the approved drill and blast design. Transport Equipment: Safely transport explosives using approved, certified, and maintained explosives-transport equipment. Exclusion Zones: Establish and restrict access of personnel and equipment to blast exclusion zones with barricades. Access Control: Lock out – tag out on stinger and blast tag boards, to ensure all individuals are accounted for. PPE: Wear correct hazardous-materials PPE in line with Safety Data Sheet (SDS) Access: Restrict access to authorized personnel only
Lifting	Blast Design: Compliance with the approved drill and blast design. Transport Equipment: Safely transport explosives using approved, certified, and maintained explosives-transport equipment. Exclusion Zones: Establish and restrict access of personnel and equipment to blast exclusion zones with barricades. Access Control: Lock out – tag out on stinger and blast tag boards, to ensure all individuals are accounted for. PPE: Wear correct hazardous-materials PPE in line with Safety Data Sheet (SDS) Access: Restrict access to authorized personnel only
Blasting & Explosives	Blast Design: Compliance with the approved drill and blast design. Transport Equipment: Safely transport explosives using approved, certified, and maintained explosives-transport equipment. Exclusion Zones: Establish and restrict access of personnel and equipment to blast exclusion zones with barricades. Access Control: Lock out – tag out on stinger and blast tag boards, to ensure all individuals are accounted for. PPE: Wear correct hazardous-materials PPE in line with Safety Data Sheet (SDS) Access: Restrict access to authorized personnel only
Hazardous Substances and Chemicals	Access: Restrict access to authorized personnel only Emergency Response: Containment: and exposure measures must be on hand and working according to SDS guidance Detection and Alarm Systems: Correct detection devices and alarms are in place and fully functional. Handling and Transfer: Protection protocols are in place when handling and transferring chemicals based on SDS. Rescue Plan: Formulate a rescue plan and ensure that a spotter is in place at all times. Permit: Ensure you have a signed and complete permit to access entry point. Energy Isolation: All possible energy sources have been identified and controlled per lock out – tag out – try out (LOTOTO) Access Control: Work area to be demarcated and access control to be managed by a spotter at all entry points. Atmosphere: Test and confirm atmosphere is life-sustaining and continue monitoring.
Confined Space	Access: Restrict access to authorized personnel only Emergency Response: Containment: and exposure measures must be on hand and working according to SDS guidance Detection and Alarm Systems: Correct detection devices and alarms are in place and fully functional. Handling and Transfer: Protection protocols are in place when handling and transferring chemicals based on SDS. Rescue Plan: Formulate a rescue plan and ensure that a spotter is in place at all times. Permit: Ensure you have a signed and complete permit to access entry point. Energy Isolation: All possible energy sources have been identified and controlled per lock out – tag out – try out (LOTOTO) Access Control: Work area to be demarcated and access control to be managed by a spotter at all entry points. Atmosphere: Test and confirm atmosphere is life-sustaining and continue monitoring.

Mobile Equipment	Pre-Use Inspection: Confirm functionality of braking, steering, and safety devices.
	Parking: Follow safe, secure, and stable parking practices in designated parking areas.
	Traffic Management Plan: Adhere to road designs, rules, signage, and segregation of equipment and pedestrians.
	Berms and Windrows: Ensure that berms and windrows are installed to standard and maintained.
	Communication: Ensure positive communication is maintained at all times.
	Mobile Devices: Do not use phones, smart watches, or tablets when driving.
Fall of Ground	Workplace Inspection: Inspected, properly scaled down, and made safe.
	Geotechnical Inspection: Ensure that inspections are completed, and workplaces are continuously monitored.
	Ground Control Management Plan: Ensure that the plan is implemented and communicated.
	Barricading and Exclusion Zones: Ensure exclusion zones have been identified and maintained.
	Water Management: Establish a water management plan.
Rotating Equipment	Guards, Barriers, and Barricades: Ensure these are effective, in place, and maintained.
	Safety Devices: Ensure safety devices and interlocks have been tested and are in working condition.
	Energy Isolation: All possible energy sources have been identified and controlled per lock out – tag out – try out (LOTOTO).
Fire	Combustible Materials Storage: Store combustible/flammable materials separately and safely.
	Ventilation: Ensure adequate ventilation in working areas and that systems are functioning and maintained.
	Fire Detection, Alarm, and Suppression: Ensure fixed and mobile equipment has functional fire detection and suppression system.
	Evacuation Plan: Be prepared and know your emergency plan, egress, refuge chamber, self-rescuer, and muster point.
	Hot Work Permit: Obtain a permit and implement the associated controls before starting work.

<i>FTSF ROAD FENCING- BOQ</i>					
No.	DESCRIPTION	Unit	Qty	Rate	Amount
1	Fencing	ml	1000.0		\$ -
Total					\$ -
<i>Contractor to quote only the rat2 per/ kilometer</i>					